
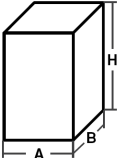

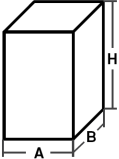

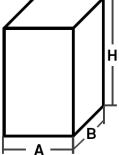


H3	Caratteristiche geometriche				
	dimensioni cm	h cm	L cm	concrete m ³ / m ²	
	50x50	2.1	5.5	0.004	
Dim. imballo 	imballo				
	AxBxH cm	N. pezzi per pallets	m ² per pallets		
	120x102xH220	720	180		

H6	Caratteristiche geometriche				
	dimensioni cm	h cm	L cm	Consumo cls a raso m ³ / m ²	
	50x50	4.5	5.4	0.009	
Dim. imballo 	imballo				
	AxBxH cm	N. pezzi per pallets	m ² per pallets		
	120x102xH220	720	180		

H9	Caratteristiche geometriche				
	dimensioni cm	h cm	L cm	Consumo cls a raso m ³ / m ²	
	58x58	7.5	20.5	0.010	
Dim. imballo 	Imballo				
	AxBxH cm	N. pezzi per pallets	m ² per pallets		
	120x120xH240	720	240		